



Welcome to

Stellar Phoenix Access Recovery

Version 3.6

User Guide

Overview

Stellar Phoenix Access Recovery, a secure and easy to use application is designed for repairing corrupt Microsoft Access (.mdb, .accdb) files. The software performs a complete scan on the corrupt access files. After that, files are repaired and restored to default location or to a user-specified folder.

Access is a versatile application for creating database, which is susceptible to corruption. Stellar Phoenix Access Recovery is an ideal solution for repairing and retrieving corrupted access files. The software repairs the files in a safe and non-destructive manner.

Key Features:

- Recovers deleted tables, forms, reports, queries, modules and macros
- Recovers relations in access database
- User-friendly and secure software
- Quick recovery and repair of corrupted files
- Supports MS Access 2000 / 2002(XP) / 2003/ 2007
- Compatible with Windows 7

What's New in this Version?


In addition to the previous version features, Stellar Phoenix Access Recovery v3.6 has included these new capabilities:

- Recovers forms with VBA Code.
- Recovers Report
- Recovers Modules
- Recovers Macros.

Stellar Phoenix Update Wizard

The Stellar Phoenix Update Wizard keep your Stellar Phoenix applications updated. Update option in the application is capable of checking the latest updates. This will check for both latest minor and major version available online. You can easily download minor version through the update wizard. However, the major version, if available, has to be purchased. While updating the software, it's recommended to close all the running programs.

To start Stellar Phoenix Update Wizard:

1. On the Help menu, select Updates or click  icon to start the Stellar Phoenix Update Wizard.
2. Stellar Phoenix Update Wizard window pops up. Click **Next** to proceed.
3. The wizard will start searching for the latest updates and if it finds any new version, a window pops up indicating the availability.
4. Click **Next**, the software will start downloading the update files from the server. When the process is complete, the software will upgrade to the latest version.

Live Update may not happen due to following reasons:

- Internet connection is not available
- There are no updates available from the update site



Note: If major version is available, to upgrade the software you have to purchase it.

System Requirements

These are the minimum system requirements to install Stellar Phoenix Access Recovery software:

- **Processor:** Pentium Class
- **Operating systems:** Windows 2000 / XP / Vista / Windows 7
- **RAM:** 256MB (512 recommended)
- **Hard Disk:** 20 MB free space

Installation Procedure

Before installing the Stellar Phoenix Access Recovery software ensure that your computer meets the minimum system requirements.

To install Stellar Phoenix Access Recovery:

1. Double-click StellarPhoenixAccessRecovery.exe file to start the setup process. The Setup - Stellar Phoenix Access Recovery dialog box opens. Click **Next**.
2. In the License Agreement screen, select **I accept the agreement** option. The Next button will be enabled. Click **Next**.
3. In the Select Additional Tasks screen, check the required check boxes. Click **Next**.
4. In the Select Destination Location screen, provide the path by using Browse button where the setup files will be stored. Click **Next**.
5. In the Start Menu Folder screen, provide the path by using Browse button where the program's shortcuts will be stored. Click **Next**.
6. In the Ready to Install screen, review the settings. Click Back to change settings. After confirming, the settings click **Install**. The Installing screen shows the installation process.
7. After completing the process, the Completing the Stellar Phoenix Access Recovery Setup Wizard screen opens. Click **Finish**.

To start the software, do one of the following:

- Click **Start**, point to **All Programs**, select **Stellar Phoenix Access Recovery**, and then click **Stellar Phoenix Access Recovery**.
- Double-click the shortcut icon of **Stellar Phoenix Access Recovery** on the desktop.
- Click quick launch icon of **Stellar Phoenix Access Recovery** on the taskbar.

Order and Register

You can purchase the software online. For price details and to place an order, please visit <http://www.stellarinfo.com/database-recovery/access-recovery/buy-now.php>

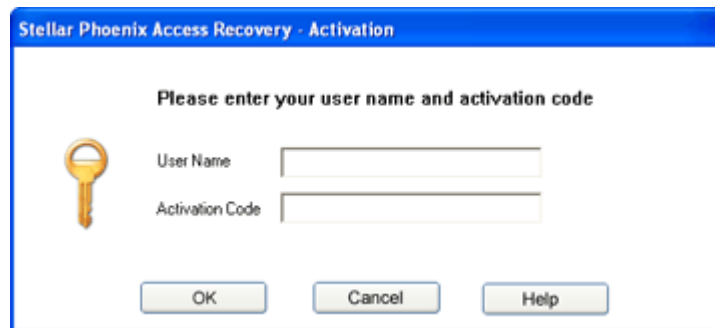
Once your order is confirmed, a pre-paid serial number will be sent to you through e-mail that would be required to activate the software.

Register Stellar Phoenix Access Recovery:

Once the software has been purchased and the Serial Key is received, the software can be activated.

To register the software:

1. On the Help menu, select **Activate Stellar Phoenix Access Recovery**.
2. In the Stellar Phoenix Access Recovery - Activation dialog box, type user name in the User Name textbox and serial number, both received after purchase, in the Activation Code textbox.



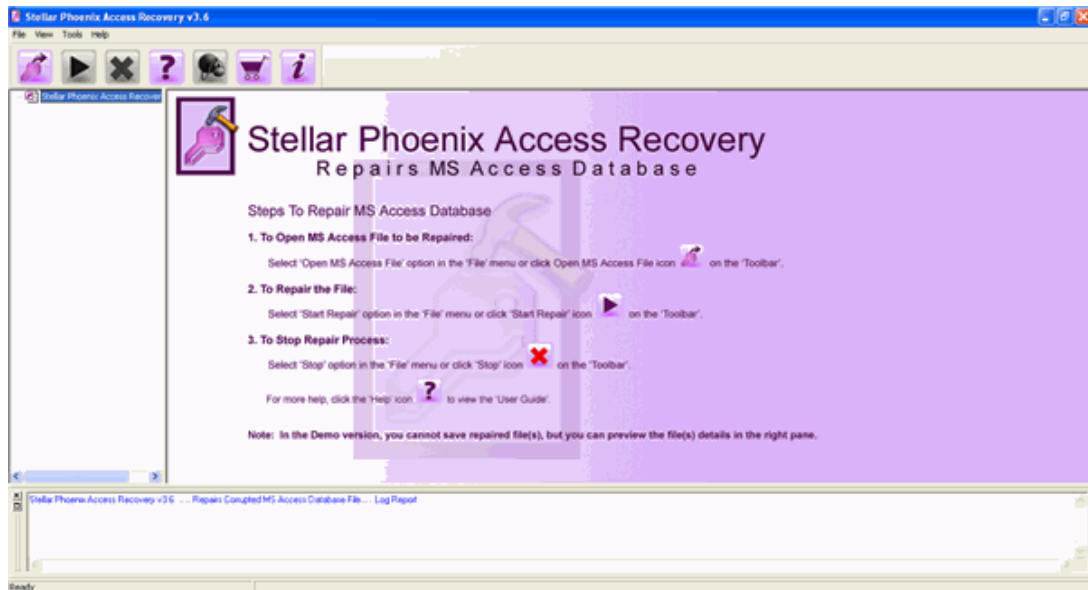
The image shows a software activation dialog box titled "Stellar Phoenix Access Recovery - Activation". The dialog box has a blue header bar. Below the header, the text "Please enter your user name and activation code" is displayed. To the left of the input fields is a yellow key icon. There are two textboxes: "User Name" and "Activation Code". At the bottom of the dialog box are three buttons: "OK", "Cancel", and "Help".

3. Click **OK**. The Activation Successful message will be displayed. Click **OK**.

User Interface

Stellar Phoenix Access Recovery is powerful and easy to use file repair software, which is capable of repairing corrupted access file. The user interface is simple and comprehensive, which gives a complete idea about the software. The functionality of the software is easily understandable.








Stellar Phoenix Access Recovery is a toolbar driven software, which does not require any prior skills to work with. Both, the technical and non-technical users can use this software easily. Besides toolbar, the menu bar provides many more commands that are applicable.



View Menubar and Toolbar topic to know the options available in the main user interface.

Toolbar

Toolbar of Stellar Phoenix Access Recovery consists of the given below tools:

-  **Open MS Access File**
Allows you to select Access files (.mdb or .accdb) files from folders and volumes.
-  **Start Repair**
Use this icon to start repair the selected .mdb or .accdb file. This icon will be enabled after selecting the .mdb or .accdb file. On repairing, the contents of the selected .mdb or .accdb file will be shown in the middle-pane. In the left-pane click on a table to view its contents.
-  **Stop Process**
Use this icon to stop an ongoing repairing process. You will need to restart the repairing process, once it is stopped.
-  **Help**
Use this icon to view the help manual of Stellar Phoenix Access Recovery software.
-  **Updates**
Use this icon to receive latest updates of Stellar Phoenix Access Recovery software from the update server. If a major version is available then you have to purchase it.
-  **Purchase**
Use this icon to order and purchase Stellar Phoenix Access Recovery full version.
-  **About**
use this icon to view general information about the Stellar Phoenix Access Recovery software.

Menubar


These are the menus and items in the Stellar Phoenix Access Recovery software.

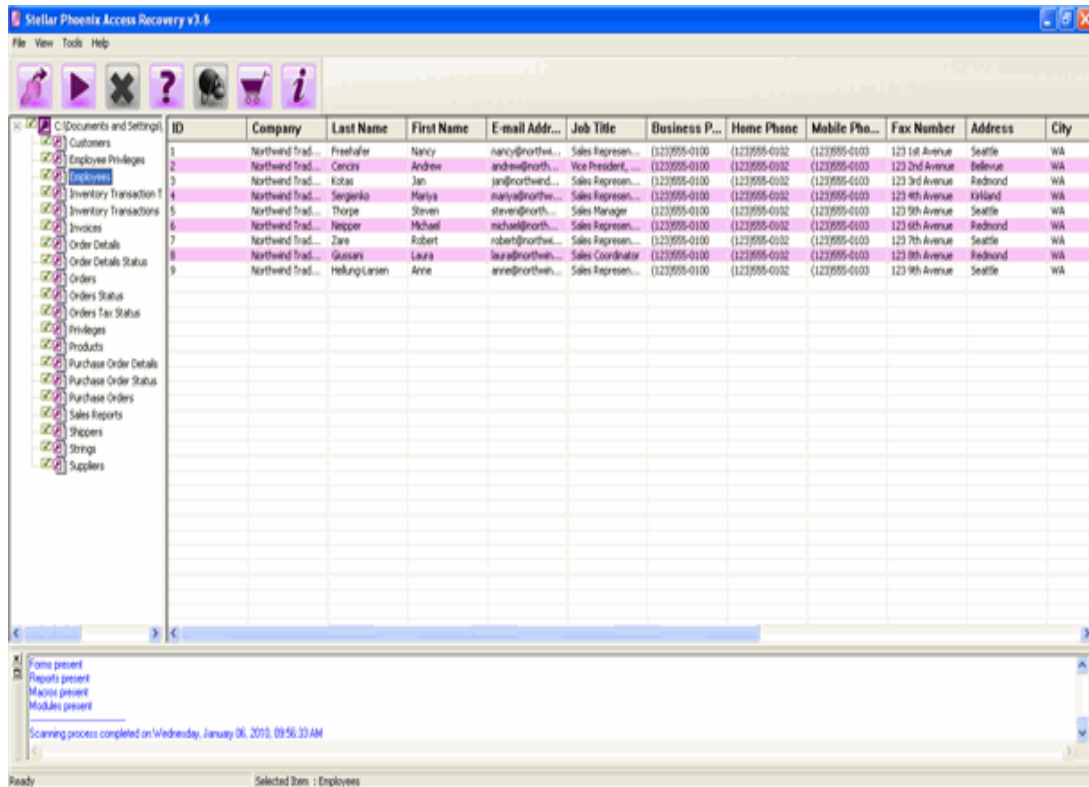
- **File**
 - **Open MS Access File (Ctrl+O):** to select .mdb or .accdb files
 - **Start Repair (Ctrl+S):** to start the repairing process
 - **Stop (Ctrl+P):** stop a process
 - **Exit:** to quit the application
- **View**
 - **Toolbar:** Show/Hide the toolbar
 - **Status bar:** Show/Hide the Status bar
 - **Message Log:** Show/Hide the Message bar
- **Tools**
 - **Save Log:** To save the log information
 - **Clear Log:** To clear the log information
- **Help**
 - **Stellar Phoenix Access Recovery help:** Opens the user guide
 - **Purchase Stellar Phoenix Access Recovery Online:** Purchase details of the product
 - **Activate Stellar Phoenix Access Recovery:** Purchase details of the product
 - **View support section:** Opens Stellar support section webpage
 - **Visit knowledge base:** Opens knowledge base article webpage
 - **Submit support ticket:** Opens the login page, to submit ticket
 - **Updates:** To open update wizard for live updates
 - **About Stellar Phoenix Access Recovery:** Generic information about the product


Repairing Access Files

Stellar Phoenix Access Recovery repairs and saves corrupted .mdb files to new or to location defined by you. Before recovery, it also shows the recovered tables and data included in tables.

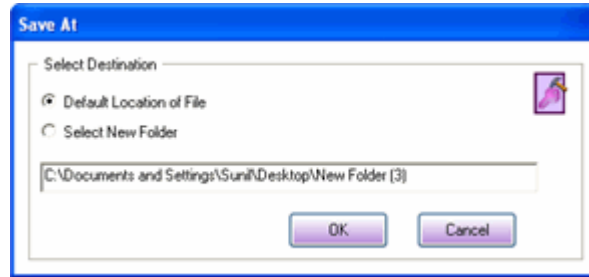
To repair .mdb or .accdb files:

1. In the Stellar Phoenix Access Recovery window, click  icon or on the File menu, select **Open MS Access File**.
2. In the Open dialog box, locate and select the .mdb file and click **Open**.
3. The Stellar Phoenix Access Recovery window's left pane shows all the tables of the selected access file in a tree structure. The root includes the name of the database. Click on a table name to view the contents of the same in the right-pane.



4. By default, all tables are checked. In the left pane, check the checkboxes of table name that needs to be saved. Clear the checkboxes of table name that need not be saved. Click  icon or on the File menu, select **Start Repair**.
5. In the Save At dialog box, select an option:

Stellar Phoenix Access Recovery



- **Default Location of File:** to save the repaired file at the same location from where the file is selected. Select this option and click **OK**.
 - **Select New Folder:** to save the repaired file at new location. In the Browse for folder dialog box, select a folder and click **OK** twice.
6. After successful recovery the given below message will be displayed. Click **OK**.



Log Report

Log window shows the progress of the current process. The log window displays messages such as indicating the beginning of the process, end of the process, name of the corrupted file.

- **To enable log window**
 - On the View menu, select **Message log**
- **To save log information**
 - On the Tools menu, select **Save Log**. In the Save As dialog box, specify the destination where log file should be saved. Click **Save**.
- **To clear log information**
 - On the Tools menu, select **Clear Log**.

Legal Notices

[Copyright](#)

[Disclaimer](#)

[Trademarks](#)

[License Agreement](#)

Copyright

Stellar Phoenix Access Recovery software, accompanied user manual and documentation are copyright of Stellar Information Systems Ltd., with all rights reserved. Under the copyright laws, this user manual cannot be reproduced in any form without the prior written permission of Stellar Information Systems Ltd. No Patent Liability is assumed, however, with respect to the use of the information contained herein.

Copyright © 1995-2010 by Stellar Information Systems Ltd. INDIA

Disclaimer

The Information contained in this manual, including but not limited to any product specifications, is subject to change without notice.

STELLAR INFORMATION SYSTEMS LTD PROVIDES NO WARRANTY WITH REGARD TO THIS MANUAL OR ANY OTHER INFORMATION CONTAINED HEREIN AND HEREBY EXPRESSLY DISCLAIMS ANY IMPLIED WARRANTIES OF MERCHANTABILITY OR FITNESS FOR ANY PARTICULAR PURPOSE WITH REGARD TO ANY OF THE FOREGOING STELLAR INFORMATION SYSTEMS LTD ASSUMES NO LIABILITY FOR ANY DAMAGES INCURRED DIRECTLY OR INDIRECTLY FROM ANY TECHNICAL OR TYPOGRAPHICAL ERRORS OR OMISSIONS CONTAINED HEREIN OR FOR DISCREPANCIES BETWEEN THE PRODUCT AND THE MANUAL. IN NO EVENT SHALL STELLAR INFORMATION SYSTEMS LTD, BE LIABLE FOR ANY INCIDENTAL, CONSEQUENTIAL SPECIAL, OR EXEMPLARY DAMAGES, WHETHER BASED ON TORT, CONTRACT OR OTHERWISE, ARISING OUT OF OR IN CONNECTION WITH THIS MANUAL OR ANY OTHER INFORMATION CONTAINED HEREIN OR THE USE THEREOF.

Trademarks

Stellar Phoenix Access Recovery® is a registered trademark of Stellar Information Systems Ltd.

Windows 2000 Server®, Windows XP®, Windows 2003® , Windows Vista® and Windows 7® are registered trademarks of Microsoft® Corporation Inc.

All Trademarks Acknowledged.

All other brands and product names are trademarks or registered trademarks of their respective companies.

Technical Support

Our Technical Support professionals will give solutions for all your queries related to Stellar Products.

You can either Call Us or Go Online to our support section
<http://stellarinfo.com/esupport/users/kb.php>

Support Helpline

Monday - Friday [24 Hrs. a day]

USA (Toll free - Pre Sales Queries)	+1-866-554-2512
USA (Post Sales Queries)	+1-315-220-6245
UK (Europe)	+44-207-993-2293
Germany	+49-180-110-105-0051
Worldwide	+91-921-395-5509
Skype Id	stellarsupport
Email Orders	orders@stellarinfo.com

Online Help

- [Chat Live](#) with an Online technician
- Search in our extensive [Knowledge Base](#)
- [Submit Ticket](#) (If our Knowledge Base does not answer your question)
- Login and view [Ticket Status](#) (If you already have a valid Ticket with you)

- [Download Documents](#) on Product Usage (For Registered members only, i.e, user with login ID. If you are an unregistered user, please visit <http://stellarinfo.com/esupport/users/login.php> to create login ID)

License Agreement

Stellar Phoenix Access Recovery

Copyright © 1995-2010 by Stellar Information Systems Ltd. INDIA

www.stellarinfo.com

All rights reserved.

All product names mentioned herein are the trademarks of their respective owners.

This license applies to the standard-licensed version of Stellar Phoenix Access Recovery.

Your Agreement to this License

You should carefully read the following terms and conditions before using, installing or distributing this software, unless you have a different license agreement signed by Stellar Information Systems Ltd.

If you do not agree to all of the terms and conditions of this License then do not copy, install, distribute or use any copy of Stellar Phoenix Access Recovery with which this License is included, you may return the complete package unused without requesting an activation key within 30 days after purchase for a full refund of your payment.

The terms and conditions of this License describe the permitted use and users of each Licensed Copy of Stellar Phoenix Access Recovery. For purposes of this License, if you have a valid single-user license, you have the right to use a single Licensed Copy of Stellar Phoenix Access Recovery. If you or your organization has a valid multi-user license, then you or your organization has the right to use up to a number of Licensed Copies of Stellar Phoenix Access Recovery equal to the number of copies indicated in the documents issued by Stellar when granting the license.

Scope of License

Each Licensed Copy of Stellar Phoenix Access Recovery may either be used by a single person or used non-simultaneously by multiple people who use the software personally installed on a single workstation. This is not a concurrent use license.

All rights of any kind in Stellar Phoenix Access Recovery, which are not expressly granted in this license, are entirely and exclusively reserved to and by Stellar Information Systems Ltd. You may not rent, lease, modify, translate, reverse engineer, decompile, disassemble or create derivative works based on Stellar Phoenix Access Recovery nor permit anyone else to do so. You may not make access to Stellar Phoenix Access Recovery available to others in connection with a service bureau, application service provider or similar business nor permit anyone else to do so.

Warranty Disclaimers and Liability Limitations.

Stellar Phoenix Access Recovery and all accompanying software, files, data and materials are distributed and provided AS IS and with no warranties of any kind, whether expressed

or implied. In particular, there is no warranty for the quality of data recovered. You acknowledge that good data processing procedure dictates that any program including Stellar Phoenix Access Recovery must be thoroughly tested with non-critical data before there is any reliance on it and you hereby assume the entire risk of all use of the copies of Stellar Phoenix Access Recovery covered by this License. This disclaimer of warranty constitutes an essential part of this License.

In addition, in no event does Stellar authorize you or anyone else to use Stellar Phoenix Access Recovery in applications or systems where its failure to perform can reasonably be expected to result in a significant physical injury or in loss of life. Any such use is entirely at your own risk and you agree to hold Stellar harmless from any and all claims or losses relating to such unauthorized use.

General

This License is the complete statement of the agreement between the parties on the subject matter and merges and supersedes all other or prior understandings, purchase orders, agreements and arrangements. This License shall be governed by the laws of the State of Delhi, India. Exclusive jurisdiction and venue for all matters relating to this License shall be in courts and for a located in the State of Delhi, India and you consent to such jurisdiction and venue. There are no third party beneficiaries of any promises, obligations or representations made by Stellar herein. Any waiver by Stellar of any violation of this License by you shall not constitute nor contribute to a waiver by Stellar of any other or future violation of the same provision or any other provision of this License.

Copyright ©1995-2010 by Stellar Information Systems Ltd. All rights reserved.

About Stellar

Stellar Information Systems Ltd. is a trusted name in the field of Data Recovery and Data Protection Software for more than a decade.

We provide the widest range of Data Recovery Products. Our range includes Data Recovery Software for almost all Operating Systems and File Systems.

Product line:

Data Recovery

A widest range of data recovery software that helps you recover your valued data lost after accidental format, virus problems, software malfunction, file/directory deletion, or even sabotage!. [More Info >>](#)

File Recovery

The most comprehensive range of file undelete and unerase software for Windows and MS office repair tools. [More Info >>](#)

Email Recovery

A wide range of mail recovery, mail repair and mail conversion applications for MS Outlook, MS Outlook Express and MS Exchange useful in instances of data loss due to damages and corruption of Email. [More Info >>](#)

Data Protection

A wide range of Prevent Data Loss, Data backup and Hard Drive Monitoring Applications to ensure complete data protection against hard drive crash. [More Info >>](#)

Data Sanitization

Data cleanup and file eraser utility can delete selected folders, groups of files, entire logical drives, System Traces & Internet traces. Once the data have been removed using Stellar Wipe - Data File eraser utility, it is beyond recovery limits of any Data Recovery Software or utility. [More Info >>](#)

For more information about us, please visit www.stellarinfo.com
